

Welcome to the Year 6 Parent Briefing and Inspire Workshop



Procedures

- Fire alarm & Exits
- First Aid
- Mobile Phones
- Safeguarding



Online Safety

Be smart on the internet

Childnet International
www.childnet.com

S SAFE Keep safe by being careful not to give out personal information – such as your full name, email address, phone number, home address, photos or school name – to people you are chatting with online.

M MEETING Meeting someone you have only been in touch with online can be dangerous. Only do so with your parents' or carers' permission and even then only when they can be present.

A ACCEPTING Accepting emails, IM messages, or opening files, pictures or texts from people you don't know or trust can lead to problems – they may contain viruses or nasty messages!

R RELIABLE Information you find on the internet may not be true, or someone online may be lying about who they are.

T TELL Tell your parent, carer or a trusted adult if someone or something makes you feel uncomfortable or worried, or if you or someone you know is being bullied online.
You can report online abuse to the police at www.thinkuknow.co.uk

THINK UK KNOW

www.kidsmart.org.uk

KidSMART Visit Childnet's Kidsmart website to play interactive games and test your online safety knowledge. You can also share your favourite websites and online safety tips by Joining Hands with people all around the world.

Parent Briefing & Inspire Workshop

- General day
- English
- Reading
- Mathematics
- Key dates
- Home reading and homework
- Marking and feedback policy
- TT Rockstars taster

Y6 Timetable – this will vary from week to week.

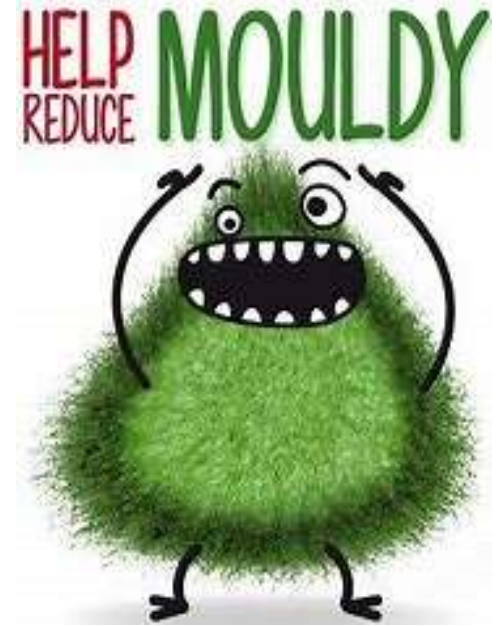
Year 4	08.40 - 09.10	9:10 - 9.40	9.40 - 10:45	10.45 - 11.00	11.00 - 11.20	11:20 - 12:20	12.20 - 13.15	13.15 - 13.30	13.30 - 14.15	14.15 - 14:20	14.30 - 15.10	15.10 - 15:20
Mon	Registration n/ prayers SODA SPAG	Guided Readin g	English	Break	Arith metic	Maths	Lunch	Registration , prayers & meditation	RE	Brain Break	RE	Prayers Class reader
Tues	Registration n/ prayers SODA SPAG	Guided Readin g	English	Break	Arith metic	Maths	Lunch	Registration , prayers & meditation	Science	Brain Break	Science	Prayers Class reader
Wed	Registration n/ prayers SODA SPAG	Guided Readin g	English	Break	Arith metic	Maths	Lunch CHESS CLUB	Registration , prayers & meditation	Topic	Brain Break	Topic	2.50 Songs of praise Prayers Class reader
Thurs	Registration n/ prayers SODA SPAG	Guided Readin g	Ma ss	Ma ths	Break	Maths	SPAG	Lunch	Registration , prayers & meditation	Brain Break	PPA PE	Prayers Class reader
Fri	Registration n/ prayers SODA SPAG	English	10.20 Gifts of God	Break	Maths	Maths	Lunch	Registration , prayers & meditation	ICT	Brain Break	PE	Prayers Class reader

English

Year 6- Non-negotiables for Writing

Your writing will contain lots of mould- if it has these errors, check your writing carefully to ensure accuracy.

- Ensure verb and subject agreement is consistently accurate (singular and plural verbs)
- Use a variety of sentence structure with a range of clauses- main, subordinate and relative.
- Use commas to mark clauses and after fronted adverbials.
Example - (Yesterday, we walked to the park)
- Correct use of speech punctuation using inverted commas.
Example - ("Stop it!" screamed Alan.)
- Correct use of the determiners 'a' and 'an'. Children can use the rule accurately in all writing. ('an' before a vowel, 'a' before a consonant)
- Accurate use of capital letters/full stops, question marks/exclamation marks, and brackets.
- Correct spelling of taught common exception word from the Y5/6 spelling list.
- Re-read every sentence to check it makes sense. Check for accurate use of punctuation and grammar.
- Handwriting (joined, fluent and legible) and presentation in line with the school policy.



Spellings



Years 5 and 6 Common Exception Words



Aa

accommodate
accompany
according
achieve
aggressive
amateur
ancient
apparent
appreciate
attached
available
average
awkward

Bb

bargain
bruise

Cc

category
cemetery
committee
communicate
community
competition
conscience
conscious
controversy
convenience
correspond
criticise
curiosity

Dd

definite
desperate
determined
develop
dictionary
disastrous

Ee

embarrass
environment
equipment
equipped
especially
exaggerate
excellent
existence
explanation

Ff

familiar
foreign
forty
frequently

Gg

government
guarantee

Hh

harass
hindrance

Ii

identity
immediate
immediately
individual
interfere
interrupt

Ll

language
leisure
lightning

Mm

marvellous
mischievous
muscle

Nn

necessary
neighbour
nuisance

Oo

occupy
occur
opportunity

Pp

parliament
persuade
physical
prejudice
privilege
profession
programme
pronunciation

Qq

queue

Rr

recognise
recommend
relevant
restaurant
rhyme
rhythm

Ss

sacrifice
secretary
shoulder
signature
sincere
sincerely
soldier
stomach
sufficient
suggest
symbol
system

Tt

temperature
thorough
twelfth

Vv

variety
vegetable
vehicle

Yy

yacht

Reading

- In school, we do Whole Class Guided Reading. This allows the class to explore texts together that are more advanced at their reading level. In turn, the children are exposed to richer vocabulary and the children have an opportunity to explore different fiction, non-fiction and poetry books.
- Whole Class Guided Reading is completed 3-5 times a week. The teacher and teaching assistant will support children when needed, either to guide or move children forward for greater depth.
- The children will then answer comprehension questions and complete tasks based on the text.
- Children will also be exposed to SATs-style questions, you have an example from 2019 in your pack. There are also plenty of online websites that have further examples.

Mathematics

- Mathematics is taught every day.
- We place emphasis on being fluent in the topic being taught and then move onto reason and problem solving - applying that knowledge.
- In Y6, again the children are exposed to SATs style questions, there are some examples in your pack.

Mathematics

How you can help at home

- Times tables practice.
- Regular practice of the KIRFs (Key Instant Recall Facts) that are set every half term.
- Encourage your child to complete their homework and if they need help with the arithmetic section of the HW, indicate on the sheet which question needed the support.

Key dates and Assessment

- KS2 SATs week beginning Monday 11th May.
- At the end of each half term, the children will complete SATs past paper tests. There is constant reinforcement of, 'Try your best.'
- A date for a parent SATs information meeting TBA.
- The children will be regularly assessed on their independent writing.

Home Reading and Homework

Home Reading

- In Year 6, all I ask for is that the children read at least five pages of any text, such as a book, magazine, comic, newspaper or online reading. I do not require a signature in a book as this is self-learning and thus preparing them for secondary school. From time to time, I may ask the children to read a chapter of the class book that will be sent home.

Homework

- Homework will be sent out every Monday and will consist of a table square, arithmetic questions and a reading comprehension, this is to be returned on Friday. PURPLE BOOK AND FOLDER.
- Incidental homework will be sent home to support class learning, this will be Friday to Friday. PINK BOOK.
- Please speak to Mrs Hope if there is an issue in completing the homework to the set dates. Children are welcome to attend homework club on a Monday.

Feedback Policy



- Learning objective achieved, partially achieved or not achieved.
- Self, peer and verbal feedback.
- Yellow, green and pink highlighting codes.

Holy Cross
Catholic Primary School

Holy Cross Presentation and Feedback Code

Year 2, 3, 4, 5 and 6 Learners promise to:	Assessment grids for independent writing books	Children self or peer assess against the tick list
Always take pride and care when presenting your learning.	LO ✓	Teachers to monitor this. I have met the learning objective.
If you are using a pencil make sure it is sharpened.	LO / P	I have partially met the learning objective.
Use cursive joined writing.	LO X	I haven't met the learning objective and I need to speak to my teacher.
Write clearly and carefully thinking about the size and shape of your letters.	SA	Self Assessed
Start each piece of writing with a date next to the margin.	PA	Peer Assessed
Underline dates and titles with a pencil and ruler, even if you are using a pen.	S	My teacher supported me.
Record one digit per square in maths books, if appropriate.	VF	Verbal feedback given
If you make an error in your work draw one line through the error.	I am wasn't impressed with his new haircut.	Green highlighting means 'Green for Growth' - I need to work on this next time.
If you are drawing diagrams or tables always use a ruler.	After a while, they met a strange looking man.	Yellow highlight means 'Yellow for sunshine' - I am proud of what I have done well.
Stick resources in to your books carefully, line up sheets using the margin, lines in your book or the corner of the page to help you.	I like it because...	Pink highlight means 'Pink for think' - Spelling Focus.
	I	Independent Learning
	NS - for KS2 - for KS1	Next Step- I must respond to my next step to move my learning on.
	ST	Supply Teacher
	HP	House Point
	//	New paragraph needed
	All children use their 'purple polish' pen when editing work and completing self/peer assessment.	
	It is my responsibility to read through the feedback my teacher has given me and initial the comment to show I understand.	
	I will work on my next steps in future learning.	
	Signature _____	

Every child has the right to an education (Article 28)



TT Rockstars

- Children's log in details- log in on I pads.
- Create Avatar and Rock Star name.
- Play GARAGE- Teacher set multiples of 2 single player game.
- Shop for your Avatar

Feedback Questionnaire

It is important to us to have your feedback on the Inspire workshop sessions so we can constantly improve our practice and communication with parents.

Please fill them in and hand them to a member of the Key Stage 1 team.

Thank you for your continued support.

Thank you for coming to
the Year 6 Inspire
Workshop